




# MIDD By The Numbers




11 Communities Served



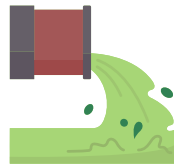
600,000 Residents & Businesses Served




29 Miles of Interceptor



2.2 Billion Cubic Feet Annual Flow Volume



**ZERO** Sanitary Sewer Overflows since 2016



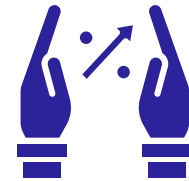
**ZERO** Sinkholes since 2016



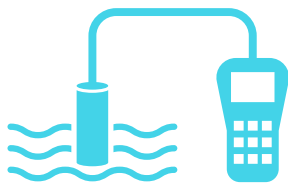
31 Billing Flow Meters



\$12.4 Million in Savings from Refinancing Bonds



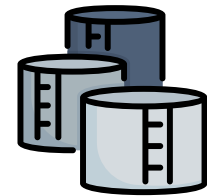
2.8% Avg. Annual Rate Adjustment since 2017 vs. 15% Annual Increases from 2010-2016



43,000 SCADA Remote Sensors



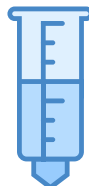
Contractors spent 259 days working in underground pipe in 2022



12 billion gallons of flow stored & safely released while workers present underground



17 Employees



21 Rain Gauges



784 Manholes